

Masters Racing Legends 66/85 F1 Cars
Mugello Racing Weekend
Race 2 (20 Minutes)

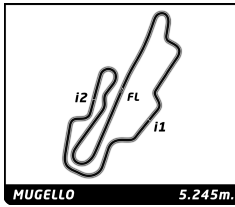
Starting Grid

Mike CANTILLON	6	- 12 -		
Piero LOTTINI	35	- 11 -	11	Luciano BIAMINO
Niklas HALUSA	4	- 10 -	22	Paul TATTERSALL
Vincent RIVET	71	- 9 -	25	Bruno FERRARI
Marco BIANCHINI	16	- 8 -	28	Marco COPPINI
James HAGAN	24	- 7 -	31	Peter WILLIAMS
Martin BULLOCK	27	- 6 -	32	Marco FUMAGALLI
Valerio LEONE	29	- 5 -	58	Ewen SERGISON
Ken TYRRELL	23	- 4 -	5	Marc DEVIS
Jamie CONSTABLE	99	- 3 -	72	Matthew WRIGLEY
Nick PADMORE	1	- 2 -	63	Yutaka TORIBA
Mark HIGSON	8	- 1 -	2	Lukas HALUSA

Pole

Published at:

Stewards: Marc VAN GEEL NL022000150	Gianluca NATALONI CSAI 338031	Antonia MARMILLATA CSAI 371681	Timekeeper: Andrea RAPI
--	----------------------------------	-----------------------------------	-----------------------------------



Masters Racing Legends 66/85 F1 Cars

Mugello Racing Weekend

Race 2 (20 Minutes)

Final Classification

No	Driver	Nat	Team	Car	Cl.	Laps	Total Time	Gap	Kph	Best Lap		
										Lap	Time	Kph
1	72 Matthew WRIGLEY	GBR		Tyrrell 011	Head	12	21:21.323	-	176.8	8	1:42.602	184.0
2	99 Jamie CONSTABLE	GBR		Tyrrell 011	Head	12	21:28.453	+7.130	175.9	5	1:45.295	179.3
3	6 Mike CANTILLON	IRL		Williams FW08	Head	12	21:44.297	+22.974	173.7	9	1:45.662	178.7
4	63 Yutaka TORIBA	JAP		Williams FW07C	Head	12	21:44.389	+23.066	173.7	2	1:46.381	177.5
5	1 Nick PADMORE	GBR		Lotus 77	Fittipaldi	12	21:53.631	+32.308	172.5	5	1:47.980	174.9
6	2 Lukas HALUSA	AUT		McLaren M23	Fittipaldi	12	22:08.019	+46.696	170.6	12	1:47.782	175.2
7	4 Niklas HALUSA	AUT		Williams FW08	Head	12	22:27.058	+1:05.735	168.2	9	1:48.029	174.8
8	29 Valerio LEONE	MCO		Arrows A6	Lauda	12	22:31.065	+1:09.742	167.7	9	1:50.558	170.8
9	5 Marc DEVIS	BEL		Lotus 78	Head	12	22:32.905	+1:11.582	167.5	12	1:50.570	170.8
10	8 Mark HIGSON	GBR		McLaren MP4/1B	Head	12	22:36.424	+1:15.101	167.0	4	1:50.291	171.2
11	58 Ewen SERGISON	GBR		Surtees TS9B	Stewart	12	22:37.739	+1:16.416	166.9	10	1:51.402	169.5
12	27 Martin BULLOCK	AUT		Williams FW06	Fittipaldi	12	22:39.075	+1:17.752	166.7	10	1:51.455	169.4
13	32 Marco FUMAGALLI	ITA		Ensign N174	Fittipaldi	12	22:48.988	+1:27.665	165.5	8	1:51.484	169.4
14	16 Marco BIANCHINI	ITA		Shadow DN8	Fittipaldi	12	23:10.299	+1:48.976	163.0	4	1:52.657	167.6
15	31 Peter WILLIAMS	GBR		LEC CRP1	Fittipaldi	11	20:46.500	1 Lap	166.6	10	1:51.069	170.0
16	71 Vincent RIVET	FRA		March 811	Head	11	21:47.571	1 Lap	158.8	5	1:56.179	162.5
17	11 Luciano BIAMINO	ITA		Lotus 81	Head	11	22:46.783	1 Lap	152.0	9	2:00.771	156.3
18	25 Bruno FERRARI	ITA		Merzario F1A3	Head	11	22:59.585	1 Lap	150.6	8	2:01.705	155.1
19	24 James HAGAN	IRL		Hesketh 308	Fittipaldi	10	19:14.920	2 Laps	163.5	8	1:52.416	168.0
20	22 Paul TATTERSALL	GBR		Ensign N179	Head	10	21:26.209	2 Laps	146.8	10	2:03.818	152.5
21	35 Piero LOTTINI	ITA		Osella FA1/B	Lauda	10	22:14.338	2 Laps	141.5	7	2:07.271	148.4
22	28 Marco COPPINI	ITA		Arrows A1b	Head	9	23:19.471	3 Laps	121.4	2	1:57.724	160.4

Not classified

23 Ken TYRRELL	USA		Tyrrell 011	Head	7	12:43.284		4	1:45.703	178.6
----------------	-----	--	-------------	------	---	------------------	--	---	-----------------	-------

Pole Position:

Mark HIGSON

Fastest Lap:

Lap8

Matthew WRIGLEY

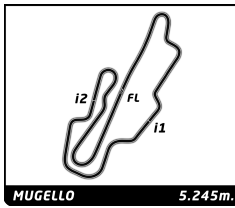
1:42.602

184.0 Kph

Published at:

Track Status: **DRY**

Stewards: Marc VAN GEEL NLO22000150			Gianluca NATALONI CSAI 338031		Antonia MARMILLATA CSAI 371681		Timekeeper: Andrea RAPI	
--	--	--	----------------------------------	--	-----------------------------------	--	-----------------------------------	--



Masters Racing Legends 66/85 F1 Cars

Mugello Racing Weekend

Race 2 (20 Minutes)

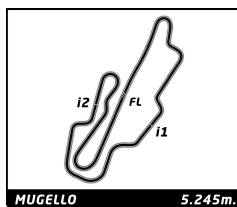
Final Classification by Class

No	Driver	Nat	Team	Car	Laps	Total Time	Gap	Kph	Best Lap			
									Lap	Time	Kph	
Fittipaldi												
1	1 Nick PADMORE	GBR		Lotus 77	12	21:53.631		172.5	5	1:47.980	174.9	
2	2 Lukas HALUSA	AUT		McLaren M23	12	22:08.019	+14.388	170.6	12	1:47.782	175.2	
3	27 Martin BULLOCK	AUT		Williams FW06	12	22:39.075	+45.444	166.7	10	1:51.455	169.4	
4	32 Marco FUMAGALLI	ITA		Ensign N174	12	22:48.988	+55.357	165.5	8	1:51.484	169.4	
5	16 Marco BIANCHINI	ITA		Shadow DN8	12	23:10.299	+1'16.668	163.0	4	1:52.657	167.6	
6	31 Peter WILLIAMS	GBR		LEC CRP1	11	20:46.500		166.6	10	1:51.069	170.0	
7	24 James HAGAN	IRL		Hesketh 308	10	19:14.920	2 Laps	163.5	8	1:52.416	168.0	
Head												
1	72 Matthew WRIGLEY	GBR		Tyrrell 011	12	21:21.323		176.8	8	1:42.602	184.0	
2	99 Jamie CONSTABLE	GBR		Tyrrell 011	12	21:28.453	+7.130	175.9	5	1:45.295	179.3	
3	6 Mike CANTILLON	IRL		Williams FW08	12	21:44.297	+22.974	173.7	9	1:45.662	178.7	
4	63 Yutaka TORIBA	JAP		Williams FW07C	12	21:44.389	+23.066	173.7	2	1:46.381	177.5	
5	4 Niklas HALUSA	AUT		Williams FW08	12	22:27.058	+1'05.735	168.2	9	1:48.029	174.8	
6	5 Marc DEVIS	BEL		Lotus 78	12	22:32.905	+1'11.582	167.5	12	1:50.570	170.8	
7	8 Mark HIGSON	GBR		McLaren MP4/1B	12	22:36.424	+1'15.101	167.0	4	1:50.291	171.2	
8	71 Vincent RIVET	FRA		March 811	11	21:47.571		158.8	5	1:56.179	162.5	
9	11 Luciano BIAMINO	ITA		Lotus 81	11	22:46.783		152.0	9	2:00.771	156.3	
10	25 Bruno FERRARI	ITA		Merzario F1A3	11	22:59.585		150.6	8	2:01.705	155.1	
11	22 Paul TATTERSALL	GBR		Ensign N179	10	21:26.209		146.8	10	2:03.818	152.5	
12	28 Marco COPPINI	ITA		Arrows A1b	9	23:19.471		121.4	2	1:57.724	160.4	
Not classified												
23	Ken TYRRELL	USA		Tyrrell 011	7	12:43.284	5 Laps		4	1:45.703	178.6	
Lauda												
1	29 Valerio LEONE	MCO		Arrows A6	12	22:31.065		167.7	9	1:50.558	170.8	
2	35 Piero LOTTINI	ITA		Osella FA1/B	10	22:14.338	2 Laps	141.5	7	2:07.271	148.4	
Stewart												
1	58 Ewen SERGISON	GBR		Surtees TS9B	12	22:37.739		166.9	10	1:51.402	169.5	

Published at:

Track Status: **DRY**

Stewards:			Timekeeper:	
Marc VAN GEEL NL022000150	Gianluca NATALONI CSAI 338031	Antonia MARMILLATA CSAI 371681	Andrea RAPI	



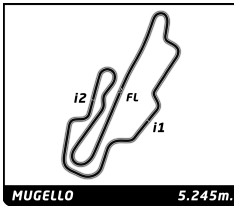
Masters Racing Legends 66/85 F1 Cars

Mugello Racing Weekend

Race 2

Lap Chart

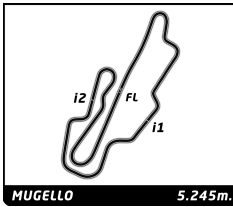
No	Pos	Grid	Lap												
			1	2	3	4	5	6	7	8	9	10	11	12	
8	1	8	72	72	72	72	72	72	72	72	72	72	72	72	72
2	2	2	63	63	63	63	99	99	99	99	99	99	99	99	99
1	3	1	8	99	99	99	63	63	63	63	63	63	63	6	6
63	4	63	1	1	1	23	23	23	23	23	1	1	6	6	63
99	5	99	2	23	23	1	1	1	1	6	6	1	1	1	1
72	6	72	99	8	8	8	8	6	6	6	2	2	2	2	2
23	7	23	23	2	2	2	8	8	2	8	8	29	4	4	4
5	8	5	5	5	29	6	2	2	8	29	29	4	29	29	29
29	9	29	29	29	5	29	29	29	29	4	4	8	5	5	5
58	10	58	58	58	6	5	5	5	5	5	5	5	8	8	8
27	11	27	27	27	58	58	58	4	4	58	58	58	58	58	58
32	12	32	32	32	27	27	27	58	58	27	27	27	31	27	27
24	13	24	31	31	32	4	4	27	27	32	32	31	27	32	32
31	14	31	24	6	31	32	32	32	32	31	31	32	32	16	16
16	15	16	16	16	4	31	31	31	31	16	24	24	16	16	16
28	16	28	4	4	16	16	16	16	16	24	16	16	71	71	71
71	17	71	6	24	24	24	24	24	24	24	71	71	71	11	11
25	18	25	28	28	71	71	71	71	71	11	11	11	25	25	25
4	19	4	71	71	11	11	11	11	11	25	25	25	25	25	25
22	20	22	25	11	25	25	25	25	25	22	22	22	22	22	22
35	21	35	11	25	22	22	22	22	22	35	35	35	35	35	35
11	22	11	22	22	35	35	35	35	35	28	28	28	28	28	28
6	23	6	35	35	28	28	28	28	28	28	28	28	28	28	28



Masters Racing Legends 66/85 F1 Cars Mugello Racing Weekend Race 2

Best Sector Times

Sector 1			Sector 2			Sector 3			Pos	No Driver	Ideal Lap	Best Lap
Pos	No Driver	Time	No Driver	Time	No Driver	Time						
1	72 M.WRIGLEY	35.474	72 M.WRIGLEY	31.033	72 M.WRIGLEY	36.095	1	72 M.WRIGLEY	1:42.602	1:42.602	(1)	
2	6 M.CANTILLON	35.643	6 M.CANTILLON	31.757	6 M.CANTILLON	36.837	2	6 M.CANTILLON	1:44.237	1:45.662	(3)	
3	23 K.TYRRELL	36.147	23 K.TYRRELL	31.910	99 J.CONSTABLE	37.004	3	99 J.CONSTABLE	1:45.256	1:45.295	(2)	
4	63 Y.TORIBA	36.203	99 J.CONSTABLE	31.975	23 K.TYRRELL	37.249	4	23 K.TYRRELL	1:45.306	1:45.703	(4)	
5	99 J.CONSTABLE	36.277	63 Y.TORIBA	32.359	63 Y.TORIBA	37.387	5	63 Y.TORIBA	1:45.949	1:46.381	(5)	
6	4 N.HALUSA	36.750	2 L.HALUSA	32.815	1 N.PADMORE	37.726	6	1 N.PADMORE	1:47.573	1:47.980	(7)	
7	1 N.PADMORE	36.769	1 N.PADMORE	33.078	2 L.HALUSA	37.821	7	2 L.HALUSA	1:47.782	1:47.782	(6)	
8	2 L.HALUSA	37.146	4 N.HALUSA	33.162	4 N.HALUSA	38.006	8	4 N.HALUSA	1:47.918	1:48.029	(8)	
9	29 V.LEONE	37.208	8 M.HIGSON	33.598	5 M.DEVIS	38.417	9	29 V.LEONE	1:49.920	1:50.558	(10)	
10	32 M.FUMAGALLI	37.411	5 M.DEVIS	33.911	31 P.WILLIAMS	38.542	10	5 M.DEVIS	1:49.965	1:50.570	(11)	
11	8 M.HIGSON	37.523	29 V.LEONE	34.097	29 V.LEONE	38.615	11	8 M.HIGSON	1:50.037	1:50.291	(9)	
12	5 M.DEVIS	37.637	58 E.SERGISON	34.191	27 M.BULLOCK	38.703	12	31 P.WILLIAMS	1:50.618	1:51.069	(12)	
13	24 J.HAGAN	37.723	27 M.BULLOCK	34.296	8 M.HIGSON	38.916	13	32 M.FUMAGALLI	1:51.022	1:51.484	(15)	
14	31 P.WILLIAMS	37.758	31 P.WILLIAMS	34.318	58 E.SERGISON	38.943	14	58 E.SERGISON	1:51.105	1:51.402	(13)	
15	58 E.SERGISON	37.971	32 M.FUMAGALLI	34.651	32 M.FUMAGALLI	38.960	15	27 M.BULLOCK	1:51.107	1:51.455	(14)	
16	27 M.BULLOCK	38.108	16 M.BIANCHINI	34.715	24 J.HAGAN	39.156	16	16 M.BIANCHINI	1:52.216	1:52.657	(17)	
17	16 M.BIANCHINI	38.154	24 J.HAGAN	35.380	16 M.BIANCHINI	39.347	17	24 J.HAGAN	1:52.259	1:52.416	(16)	
18	71 V.RIVET	39.251	71 V.RIVET	35.724	71 V.RIVET	40.521	18	71 V.RIVET	1:55.496	1:56.179	(18)	
19	28 M.COPPINI	39.706	11 L.BIAMINO	36.928	28 M.COPPINI	40.730	19	28 M.COPPINI	1:57.724	1:57.724	(19)	
20	11 L.BIAMINO	40.089	28 M.COPPINI	37.288	25 B.FERRARI	41.988	20	11 L.BIAMINO	1:59.086	2:00.771	(20)	
21	25 B.FERRARI	40.803	25 B.FERRARI	38.078	11 L.BIAMINO	42.069	21	25 B.FERRARI	2:00.869	2:01.705	(21)	
22	22 P.TATTERSALL	41.676	22 P.TATTERSALL	38.534	22 P.TATTERSALL	43.238	22	22 P.TATTERSALL	2:03.448	2:03.818	(22)	
23	35 P.LOTTINI	42.535	35 P.LOTTINI	40.151	35 P.LOTTINI	43.850	23	35 P.LOTTINI	2:06.536	2:07.271	(23)	



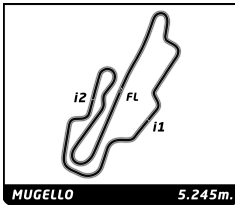
Masters Racing Legends 66/85 F1 Cars

Mugello Racing Weekend

Race 2

Best Top Speed

No Driver	Team	Class	Top 1		Top 2		Top 3		Top 4		Top 5		Avg
			Kph	Lap	Kph	Lap	Kph	Lap	Kph	Lap	Kph	Lap	
4 Niklas HALUSA		Head	277.3	11	275.9	8	275.2	10	275.2	4	273.9	7	275,5
32 Marco FUMAGALLI		Fittipaldi	275.2	11	275.2	7	274.5	9	273.9	8	273.9	6	274,5
23 Ken TYRRELL		Head	273.2	2	272.5	7	271.8	4	271.1	6	270.4	3	271,8
24 James HAGAN		Fittipaldi	273.2	9	273.2	4	272.5	8	272.5	5	271.8	10	272,6
31 Peter WILLIAMS		Fittipaldi	271.8	11	271.1	9	269.8	10	269.1	7	268.4	6	270,0
99 Jamie CONSTABLE		Head	271.8	2	270.4	12	270.4	11	270.4	10	270.4	5	270,7
2 Lukas HALUSA		Fittipaldi	269.1	7	268.4	3	267.8	11	267.8	10	267.8	6	268,2
72 Matthew WRIGLEY		Head	269.1	9	268.4	12	267.8	7	266.5	11	266.5	10	267,7
5 Marc DEVIS		Head	267.8	11	267.1	3	266.5	12	265.2	8	265.2	5	266,4
27 Martin BULLOCK		Fittipaldi	267.8	11	267.1	7	267.1	5	266.5	4	266.5	3	267,0
1 Nick PADMORE		Fittipaldi	267.1	2	266.5	11	265.8	3	264.5	6	263.2	12	265,4
6 Mike CANTILLON		Head	267.1	9	267.1	5	267.1	3	266.5	12	266.5	11	266,9
58 Ewen SERGISON		Stewart	267.1	4	263.9	11	262.6	12	262.6	7	261.3	5	263,5
29 Valerio LEONE		Lauda	265.8	9	265.8	2	265.2	11	265.2	4	265.2	3	265,4
16 Marco BIANCHINI		Fittipaldi	265.8	10	264.5	3	262.6	4	262.0	5	261.3	11	263,2
8 Mark HIGSON		Head	265.2	11	263.9	3	263.2	9	263.2	8	263.2	6	263,7
25 Bruno FERRARI		Head	263.9	10	262.6	6	259.5	9	255.8	8	251.7	5	258,7
63 Yutaka TORIBA		Head	263.2	8	261.3	12	261.3	11	260.7	6	259.5	10	261,2
22 Paul TATTERSALL		Head	262.0	8	258.2	10	258.2	2	257.0	6	256.4	5	258,4
28 Marco COPPINI		Head	260.7	2	256.4	3	228.9	7	223.7	8	221.4	6	238,2
71 Vincent RIVET		Head	258.2	3	258.2	2	257.6	11	257.0	10	257.0	9	257,6
11 Luciano BIAMINO		Head	256.4	5	255.8	7	255.8	4	255.8	3	252.8	2	255,3
35 Piero LOTTINI		Lauda	236.9	9	230.3	4	228.4	8	227.4	3	227.0	7	230,0



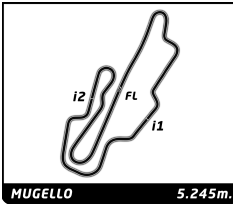
Masters Racing Legends 66/85 F1 Cars

Mugello Racing Weekend

Race 2

Leader Sequence by Class

No	Driver	Team	Car	Start Lap	End Lap	Laps	Total Laps
Fittipaldi							
1	Nick PADMORE		Lotus 77	1	12	12	12
Head							
72	Matthew WRIGLEY		Tyrrell 011	1	12	12	12
Lauda							
29	Valerio LEONE		Arrows A6	1	12	12	12
Stewart							
58	Ewen SERGISON		Surtees TS9B	1	12	12	12



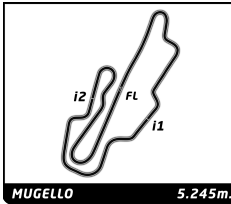
Masters Racing Legends 66/85 F1 Cars

Mugello Racing Weekend

Race 2

Fastest Lap Sequence

Elapsed	No	Driver	Team	Car	Class	Time	Kph	Lap
3:41.300	72	Matthew WRIGLEY		Tyrrell 011	Head	1:44.927	180.0	2
5:24.519	72	Matthew WRIGLEY		Tyrrell 011	Head	1:43.219	182.9	3
14:11.945	72	Matthew WRIGLEY		Tyrrell 011	Head	1:42.602	184.0	8



Masters Racing Legends 66/85 F1 Cars

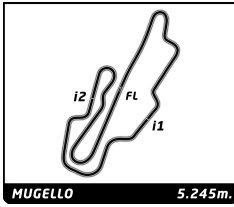
Mugello Racing Weekend

Race 2

Analysis by lap

Lapped ■

No	Lap Time	Gap	No	Lap Time	Gap	No	Lap Time	Gap	No	Lap Time	Gap	No	Lap Time	Gap									
Lap 1																							
72	1:56.373	0.000	23	1:45.849	9.701	27	1:52.385	37.028	71	1:56.575	1:24.292	2	1:48.748	44.038									
63	1:57.216	0.843	8	1:50.584	16.761	4	1:49.824	37.298	Lap 8						11	2:00.771	1 Lap						
8	1:57.266	0.893	2	1:51.687	18.225	32	1:51.860	39.774	72	1:42.602		29	1:52.556	57.576									
1	1:57.535	1.162	29	1:50.921	19.308	31	1:51.868	41.799	99	1:46.530	10.296	4	1:52.776	58.451									
2	1:58.122	1.749	5	1:53.093	20.268	16	1:52.988	45.848	63	1:48.911	19.532	8	1:56.110	1:01.082									
99	1:58.325	1.952	6	1:46.621	22.093	24	1:52.913	50.535	1	1:49.443	25.211	5	1:53.023	1:01.670									
23	1:58.586	2.213	58	1:51.823	22.388	71	1:56.179	1:04.426	11	2:02.704	1 Lap	25	2:03.868	1 Lap									
5	1:59.491	3.118	27	1:52.050	23.713	11	2:02.478	1:37.176	6	1:47.252	28.737	58	1:51.402	1:06.055									
29	2:01.715	5.342	32	1:52.602	26.083	25	2:02.334	1:41.675	25	2:03.992	1 Lap	27	1:51.455	1:06.675									
58	2:02.848	6.475	31	1:52.654	27.959	Lap 6									31	1:51.069	1:07.461						
27	2:03.222	6.849	4	1:50.007	28.443	72	1:47.013		2	1:49.152	41.558	32	1:53.042	1:09.167									
32	2:04.808	8.435	16	1:53.189	31.281	99	1:46.624	6.239	8	1:53.141	49.303	24	1:54.006	1:27.459									
31	2:07.145	10.772	24	1:54.032	34.470	63	1:49.499	12.101	29	1:53.614	49.978	16	1:58.076	1:32.295									
24	2:07.408	11.035	71	1:57.075	42.410	23	1:47.295	12.454	4	1:50.945	53.162	22	2:05.957	1 Lap									
16	2:07.818	11.445	11	2:03.810	1:03.803	22	2:09.802	1 Lap	5	1:51.499	53.195	Lap 11											
4	2:08.676	12.303	25	2:05.872	1:06.061	1	1:49.104	16.719	58	1:52.775	58.516	72	1:46.423										
6	2:10.484	14.111	22	2:09.411	1:13.923	6	1:48.870	24.846	27	1:52.998	59.079	99	1:46.676	7.842									
28	2:10.694	14.321	35	2:11.213	1:34.679	8	1:51.939	31.592	32	1:51.484	59.642	71	1:56.247	1 Lap									
71	2:12.640	16.267	Lap 4									31	1:51.484	59.819	63	1:48.179	20.652						
25	2:18.090	21.717	72	1:45.162		2	1:51.776	31.878	22	2:07.952	1 Lap	6	1:45.827	24.711									
11	2:21.561	25.188	63	1:46.776	7.182	29	1:50.707	34.696	16	1:54.685	1:14.384	1	1:48.989	30.440									
22	2:22.991	26.618	99	1:45.662	7.249	28	2:38.487	2 Laps	24	1:52.416	1:15.440	35	2:07.693	2 Laps									
35	2:33.369	36.996	23	1:45.703	10.242	5	1:52.698	39.656	35	2:07.271	1 Lap	2	1:48.738	46.353									
Lap 2															4	1:52.045	1:04.073						
72	1:44.927		1	1:48.296	12.564	8	1:52.173	42.458	71	1:56.192	1:37.882	29	1:54.830	1:05.983									
63	1:46.381	2.297	8	1:50.291	21.890	58	1:53.472	42.980	Lap 9						5	1:53.204	1:08.451						
99	1:47.272	4.297	2	1:50.100	23.163	27	1:53.494	43.509	72	1:46.958		8	1:54.087	1:08.746									
1	1:48.392	4.627	6	1:46.284	23.215	32	1:51.659	44.420	28	2:16.783	3 Laps	11	2:04.530	1 Lap									
23	1:49.785	7.071	29	1:51.617	25.763	31	1:51.362	46.148	99	1:45.514	8.852	58	1:52.384	1:12.016									
8	1:53.430	9.396	5	1:53.456	28.562	16	1:53.306	52.141	63	1:47.145	19.719	31	1:51.578	1:12.616									
2	1:52.935	9.757	58	1:52.394	29.620	24	1:53.394	56.916	1	1:49.002	27.255	27	1:52.671	1:12.923									
5	1:52.203	10.394	27	1:52.008	30.559	71	1:57.037	1:14.450	6	1:45.662	27.441	32	1:56.047	1:18.791									
29	1:51.191	11.606	4	1:50.109	33.390	Lap 7									25	2:05.147	1 Lap						
58	1:52.236	13.784	32	1:52.909	33.830	72	1:46.733		25	2:01.004	1 Lap	28	2:29.656	3 Laps									
27	1:52.960	14.882	31	1:53.050	35.847	99	1:46.862	6.368	2	1:49.248	43.848	16	1:54.482	1:40.354									
32	1:53.192	16.700	16	1:52.657	38.776	11	2:03.955	1 Lap	8	1:51.185	53.530	Lap 12											
31	1:52.679	18.524	24	1:54.230	43.538	25	2:03.914	1 Lap	29	1:50.558	53.578	72	1:47.439										
6	1:49.507	18.691	71	1:56.915	54.163	63	1:47.855	13.223	4	1:48.029	54.233	22	2:03.818	2 Laps									
16	1:54.793	21.311	11	2:01.973	1:20.614	23	1:48.220	13.941	5	1:50.968	57.205	99	1:46.727	7.130									
4	1:54.279	21.655	25	2:04.358	1:25.257	1	1:48.384	18.370	58	1:51.653	1:03.211	6	1:45.702	22.974									
24	1:57.549	23.657	28	4:32.464	1 Lap	6	1:45.974	24.087	27	1:51.657	1:03.778	63	1:49.853	23.066									
28	1:57.724	27.118	22	2:08.588	1:37.349	2	1:49.863	35.008	32	1:51.999	1:04.683	71	2:02.300	1 Lap									
71	1:57.214	28.554	Lap 5									22	2:04.024	1 Lap	1	1:49.307	32.308						
11	2:02.951	43.212	72	1:45.916		44	1:53.905	38.764	24	1:53.529	1:22.011	2	1:47.782	46.696									
25	2:06.618	43.408	99	1:45.295	6.628	29	1:51.003	38.966	16	1:55.351	1:22.777	35	2:07.838	2 Laps									
22	2:06.040	47.731	63	1:48.349	9.615	5	1:51.375	44.298	Lap 10						4	1:49.101	1:05.735						
35	2:14.616	1:06.685	23	1:47.846	12.172	4	1:49.094	44.819	72	1:48.558		29	1:51.198	1:09.742									
Lap 3															58	1:52.096	48.343	29	1:50.968	57.205	5	1:50.570	1:11.582
72	1:43.219		1	1:47.980	14.628	27	1:51.907	48.683	27	1:51.657	1:03.778	8	1:53.794	1:15.101									
63	1:46.490	5.568	6	1:45.690	22.989	6	1:45.974	24.087	32	1:51.999	1:04.683	58	1:51.839	1:16.416									
99	1:45.671	6.749	8	1:50.692	26.666	22	2:07.626	1 Lap	31	1:52.089	1:04.950	27	1:52.268	1:17.752									
1	1:48.022	9.430	2	1:49.868	27.115	8	1:53.905	38.764	22	2:04.024	1 Lap	11	2:01.046	1 Lap									
Lap 4															24	1:55.529	1:22.011	24	1:53.529	1:22.011	32	1:56.313	1:27.665
72	1:43.219		11	2:02.951	43.212	29	1:51.003	38.966	16	1:55.351	1:22.777	25	2:03.687	1 Lap									
63	1:46.490	5.568	25	2:06.618	43.408	5	1:51.375	44.298	Lap 10														
99	1:45.671	6.749	22	2:06.040	47.731	4	1:49.094	44.819	72	1:48.558													
1	1:48.022	9.430	35	2:14.616	1:06.685	58	1:52.096	48.343	71	1:59.197	1 Lap												
Lap 5															99	1:47.295	7.589						
23	1:47.846	12.172	35	2:11.976	1 Lap	16	1:56.893	1:02.301	35	2:11.437	2 Laps												
1	1:47.980	14.628	6	1:45.690	22.989	24	1:55.443	1:05.626	63	1:47.735	18.896												
6	1:45.690	22.989	2	1:49.868	27.115	35	2:16.504	1 Lap	6	1:46.424	25.307												
2	1:49.868	27.115	29	1:51.155	31.002	28	2:25.867	2 Laps	1	1:49.177	27.874												
29	1:51.155	31.002	58	1:52.817	36.521										28	2:25.867	3 Laps						
5	1:51.325	33.971													28	2:25.867	3 Laps						
58	1:52.817	36.521																					



Masters Racing Legends 66/85 F1 Cars

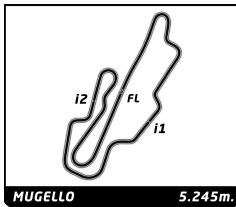
Mugello Racing Weekend

Race 2

Analysis by lap

Lapped ■

No	Lap Time	Gap	No	Lap Time	Gap	No	Lap Time	Gap	No	Lap Time	Gap
16	1:56.061	1:48.976									
28	2:21.929	3 Laps									



Masters Racing Legends 66/85 F1 Cars

Mugello Racing Weekend

Race 2

Sector Analysis

_ Invalidated Lap
 ■ Personal Best
 ■ Session Best
 ■ B Crossing the pit lane

Lap	Time	Sector 1	Sector 2	Sector 3	T.Sp	Elapsed
8	1:54.685	38.749	35.825	40.111	260.1	15:26.329
9	1:55.351	38.682	36.726	39.943	261.3	17:21.680
10	1:58.076	38.423	38.660	40.993	265.8	19:19.756
11	1:54.482	38.506	35.547	40.429	261.3	21:14.238
12	1:56.061	38.467	36.513	41.081	260.7	23:10.299

22 Paul TATTERSALL GBR						
Ensign N179						
Lap	Time	Sector 1	Sector 2	Sector 3	T.Sp	Elapsed
1	2:22.991	57.109	41.591	44.291		2:22.991
2	2:06.040	42.920	39.291	43.829	258.2	4:29.031
3	2:09.411	43.437	40.317	45.657	256.4	6:38.442
4	2:08.588	43.786	39.738	45.064	254.0	8:47.030
5	2:09.802	43.648	41.636	44.518	256.4	10:56.832
6	2:07.626	43.224	40.400	44.002	257.0	13:04.458
7	2:07.952	43.311	40.392	44.249	244.9	15:12.410
8	2:04.024	41.676	38.534	43.814	262.0	17:16.434
9	2:05.957	42.094	40.076	43.787	255.8	19:22.391
10	2:03.818	41.861	38.719	43.238	258.2	21:26.209

23 Ken TYRRELL USA						
Tyrrell 011						
Lap	Time	Sector 1	Sector 2	Sector 3	T.Sp	Elapsed
1	1:58.586	45.244	34.828	38.514		1:58.586
2	1:49.785	38.585	33.768	37.432	273.2	3:48.371
3	1:45.849	36.147	31.910	37.792	270.4	5:34.220
4	1:45.703	36.381	32.073	37.249	271.8	7:19.923
5	1:47.846	36.278	32.411	39.157	270.4	9:07.769
6	1:47.295	36.654	32.383	38.258	271.1	10:55.064
7	1:48.220	36.968	33.639	37.613	272.5	12:43.284

24 James HAGAN IRL						
Hesketh 308						
Lap	Time	Sector 1	Sector 2	Sector 3	T.Sp	Elapsed
1	2:07.408	50.251	36.617	40.540		2:07.408
2	1:57.549	41.147	36.572	39.830	254.0	4:04.957
3	1:54.032	38.562	35.629	39.841	271.1	5:58.989
4	1:54.230	38.481	36.072	39.677	273.2	7:53.219
5	1:52.913	37.976	35.454	39.483	272.5	9:46.132
6	1:53.394	37.723	35.820	39.851	271.8	11:39.526
7	1:55.443	38.020	37.170	40.253	271.8	13:34.969
8	1:52.416	37.880	35.380	39.156	272.5	15:27.385
9	1:53.529	38.058	35.720	39.751	273.2	17:20.914
10	1:54.006	37.957	36.153	39.896	271.8	19:14.920

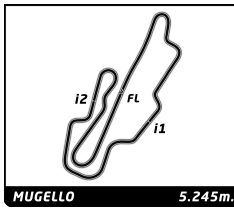
25 Bruno FERRARI ITA						
Merzario F1A3						
Lap	Time	Sector 1	Sector 2	Sector 3	T.Sp	Elapsed
1	2:18.090	54.092	40.388	43.610		2:18.090
2	2:06.618	42.448	40.128	44.042	228.4	4:24.708
3	2:05.872	42.483	39.915	43.474	239.5	6:30.580
4	2:04.358	42.114	39.294	42.950	223.2	8:34.938
5	2:02.334	41.683	38.663	41.988	251.7	10:37.272
6	2:03.914	43.006	38.182	42.726	262.6	12:41.186
7	2:03.992	42.278	39.188	42.526	245.4	14:45.178
8	2:01.705	41.481	38.078	42.146	255.8	16:46.883
9	2:03.868	40.803	39.133	43.932	259.5	18:50.751
10	2:05.147	41.808	39.771	43.568	263.9	20:55.898
11	2:03.687	42.037	38.453	43.197	240.5	22:59.585

27 Martin BULLOCK AUT													
Williams FW06													
Lap	Time	Sector 1	Sector 2	Sector 3	T.Sp	Elapsed							
1	2:03.222	48.448	35.755	39.019		2:03.222							
2	1:52.960	38.750	34.952	39.258	261.3	3:56.182							
3	1:52.050	38.108	34.599	39.343	266.5	5:48.232							
4	1:52.008	38.183	34.856	38.969	266.5	7:40.240							
5	1:52.385	38.388	34.790	39.207	267.1	9:32.625							
6	1:53.494	39.290	35.136	39.068	265.8	11:26.119							
7	1:51.907	38.731	34.296	38.880	267.1	13:18.026							
8	1:52.998	38.497	34.920	39.581	263.9	15:11.024							
9	1:51.657	38.120	34.528	39.009	265.2	17:02.681							
10	1:51.455	38.156	34.596	38.703	265.8	18:54.136							
11	1:52.671	38.262	34.872	39.537	267.8	20:46.807							
12	1:52.268	38.528	34.538	39.202	254.0	22:39.075							

28 Marco COPPINI ITA													
Arrows A1b													
Lap	Time	Sector 1	Sector 2	Sector 3	T.Sp	Elapsed							
1	2:10.694	51.691	37.482	41.521		2:10.694							
2	1:57.724	39.706	37.288	40.730	260.7	4:08.418							
3	4:32.464 B	49.433	48.096	2:54.935	256.4	8:40.882							
4	2:38.487	1:02.128	47.348	49.011	108.5	11:19.369							
5	2:25.867	48.914	48.261	48.692	218.8	13:45.236							
6	2:16.783	45.427	43.684	47.672	221.4	16:02.019							
7	2:25.867	47.844	48.387	49.636	228.9	18:27.886							
8	2:29.656	48.524	49.336	51.796	223.7	20:57.542							
9	2:21.929	47.837	44.129	49.963	199.5	23:19.471							

29 Valerio LEONE MCO													
Arrows A6													
Lap	Time	Sector 1	Sector 2	Sector 3	T.Sp	Elapsed							
1	2:01.715	47.161	35.726	38.828		2:01.715							
2	1:51.191	37.817	34.657	38.717	265.8	3:52.906							
3	1:50.921	37.839	34.300	38.782	265.2	5:43.827							
4	1:51.617	37.505	34.749	39.363	265.2	7:35.444							
5	1:51.155	37.581	34.735	38.839	263.9	9:26.599							
6	1:50.707	37.208	34.337	39.162	262.0	11:17.306							
7	1:51.003	37.714	34.288	39.001	261.3	13:08.309							
8	1:53.614	39.720	35.124	38.770	258.2	15:01.923							
9	1:50.558	37.846	34.097	38.615	265.8	16:52.481							
10	1:52.556	37.802	35.886	38.868	263.9	18:45.037							
11	1:54.830	37.280	38.424	39.126	265.2	20:39.867							
12	1:51.198	37.543	34.630	39.025	263.2	22:31.065							

31 Peter WILLIAMS GBR													
LEC CRP1													
Lap	Time	Sector 1	Sector 2	Sector 3	T.Sp	Elapsed							
1	2:07.145	50.644	36.617	39.884		2:07.145							
2	1:52.679	38.603	35.220	38.856	267.1	3:59.824							
3	1:52.654	38.299	35.170	39.185	267.8	5:52.478							
4	1:53.050	38.754	35.368	38.928	267.8	7:45.528							
5	1:51.868	38.197	34.794	38.877	268.4	9:37.396							
6	1:51.362	37.890	34.793	38.679	268.4	11:28.758							
7	1:51.522	38.388	34.318	38.816	269.1	13:20.280							
8	1:51.484	38.085	34.560	38.839	266.5	15:11.764							
9	1:52.089	38.355	34.774	38.960	271.1	17:03.853							
10	1:51.069	37.758	34.322	38.989	269.8	18:54.922							
11	1:51.578	38.235	34.801	38.542	271.8	20:46.500							



Masters Racing Legends 66/85 F1 Cars

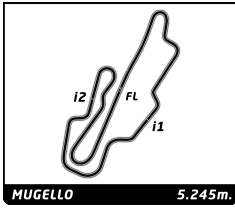
Mugello Racing Weekend

Race 2

Sector Analysis

— Invalidated Lap ■ Personal Best ■ Session Best B Crossing the pit lane

Lap	Time	Sector 1	Sector 2	Sector 3	T.Spd	Elapsed	Lap	Time	Sector 1	Sector 2	Sector 3	T.Spd	Elapsed
32 Marco FUMAGALLI							ITA						
Ensign N174							71						
1	2:04.808	49.197	36.183	39.428		2:04.808	12	1:49.853	36.617	32.857	40.379	261.3	21:44.389
2	1:53.192	38.218	35.784	39.190	273.2	3:58.000	Vincent RIVET						
3	1:52.602	37.672	35.858	39.072	273.2	5:50.602	FRA						
4	1:52.909	37.649	35.192	40.068	272.5	7:43.511	March 811						
5	1:51.860	37.904	34.996	38.960	272.5	9:35.371	1	2:12.640	52.433	38.017	42.190		2:12.640
6	1:51.659	37.623	34.945	39.091	273.9	11:27.030	2	1:57.214	40.089	36.387	40.738	258.2	4:09.854
7	1:53.073	38.492	35.136	39.445	275.2	13:20.103	3	1:57.075	39.828	36.315	40.932	258.2	6:06.929
8	1:51.484	37.411	34.651	39.422	273.9	15:11.587	4	1:56.915	39.636	36.443	40.836	254.6	8:03.844
9	1:51.999	38.092	34.792	39.115	274.5	17:03.586	5	1:56.179	39.612	35.919	40.648	254.6	10:00.023
10	1:53.042	39.051	34.853	39.138	265.2	18:56.628	6	1:57.037	39.701	36.168	41.168	253.4	11:57.060
11	1:56.047	38.417	37.138	40.492	275.2	20:52.675	7	1:56.575	39.661	35.861	41.053	252.3	13:53.635
12	1:56.313	38.413	36.146	41.754	272.5	22:48.988	8	1:56.192	39.947	35.724	40.521	254.0	15:49.827
35 Piero LOTTINI							GBR						
Osella FA1/B							72						
1	2:33.369	1:03.829	42.734	46.806		2:33.369	Matthew WRIGLEY						
2	2:14.616	45.743	41.820	47.053	224.2	4:47.985	GBR						
3	2:11.213	44.927	41.049	45.237	227.4	6:59.198	Tyrrell 011						
4	2:11.976	43.646	41.163	47.167	230.3	9:11.174	1	1:56.373	44.705	33.688	37.980		1:56.373
5	2:12.421	43.826	42.300	46.295	224.6	11:23.595	2	1:44.927	35.928	31.886	37.113	262.0	3:41.300
6	2:16.504	48.159	42.553	45.792	217.4	13:40.099	3	1:43.219	35.562	31.190	36.467	263.9	5:24.519
7	2:07.271	43.216	40.205	43.850	227.0	15:47.370	4	1:45.162	35.838	31.886	37.438	265.8	7:09.681
8	2:11.437	44.881	41.569	44.987	228.4	17:58.807	5	1:45.916	35.655	32.680	37.581	266.5	8:55.597
9	2:07.693	42.535	40.581	44.577	236.9	20:06.500	6	1:47.013	36.144	33.511	37.358	266.5	10:42.610
10	2:07.838	43.083	40.151	44.604	210.7	22:14.338	7	1:46.733	36.136	33.011	37.586	267.8	12:29.343
58 Ewen SERGISON							GBR						
Surtees TS9B							99						
1	2:02.848	47.940	35.389	39.519		2:02.848	Jamie CONSTABLE						
2	1:52.236	38.483	34.671	39.082	260.7	3:55.084	GBR						
3	1:51.823	38.316	34.490	39.017	260.1	5:46.907	Tyrrell 011						
4	1:52.394	38.096	35.355	38.943	267.1	7:39.301	1	1:58.325	45.165	34.709	38.451		1:58.325
5	1:52.817	38.543	34.745	39.529	261.3	9:32.118	2	1:47.272	36.953	32.934	37.385	271.8	3:45.597
6	1:53.472	39.042	34.898	39.532	258.9	11:25.590	3	1:45.671	36.514	32.134	37.023	270.4	5:31.268
7	1:52.096	38.556	34.467	39.073	262.6	13:17.686	4	1:45.662	36.489	32.051	37.122	270.4	7:16.930
8	1:52.775	38.479	34.806	39.490	259.5	15:10.461	5	1:45.295	36.316	31.975	37.004	270.4	9:02.225
9	1:51.653	37.971	34.565	39.117	260.7	17:02.114	6	1:46.624	36.402	32.695	37.527	269.8	10:48.849
10	1:51.402	38.134	34.191	39.077	260.1	18:53.516	7	1:46.862	36.277	33.129	37.456	267.8	12:35.711
11	1:52.384	38.514	34.350	39.520	263.9	20:45.900	8	1:46.530	36.702	32.436	37.392	268.4	14:22.241
12	1:51.839	38.099	34.479	39.261	262.6	22:37.739	9	1:45.514	36.366	32.114	37.034	268.4	16:07.755
63 Yutaka TORIBA							JAP						
Williams FW07C							99						
1	1:57.216	44.412	34.403	38.401		1:57.216	Jamie CONSTABLE						
2	1:46.381	36.419	32.575	37.387	258.2	3:43.597	GBR						
3	1:46.490	36.499	32.359	37.632	257.6	5:30.087	Tyrrell 011						
4	1:46.776	36.203	32.497	38.076	257.6	7:16.863	1	1:58.325	45.165	34.709	38.451		1:58.325
5	1:48.349	36.838	33.124	38.387	258.9	9:05.212	2	1:47.272	36.953	32.934	37.385	271.8	3:45.597
6	1:49.499	37.162	33.962	38.375	260.7	10:54.711	3	1:45.671	36.514	32.134	37.023	270.4	5:31.268
7	1:47.855	37.018	33.122	37.715	258.9	12:42.566	4	1:45.662	36.489	32.051	37.122	270.4	7:16.930
8	1:48.911	36.921	33.934	38.056	263.2	14:31.477	5	1:45.295	36.316	31.975	37.004	270.4	9:02.225
9	1:47.145	36.645	32.629	37.871	259.5	16:18.622	6	1:46.624	36.402	32.695	37.527	269.8	10:48.849
10	1:47.735	36.624	33.331	37.780	259.5	18:06.357	7	1:46.862	36.277	33.129	37.456	267.8	12:35.711
11	1:48.179	36.897	33.536	37.746	261.3	19:54.536	8	1:46.530	36.702	32.436	37.392	268.4	14:22.241

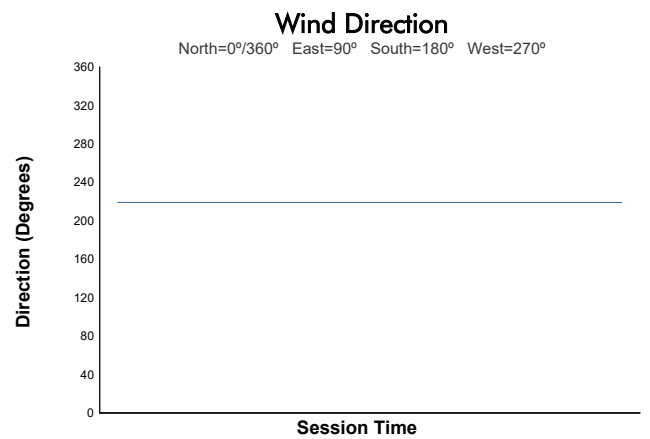
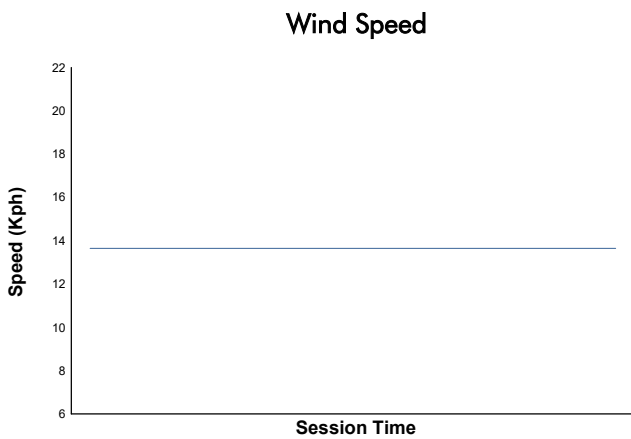
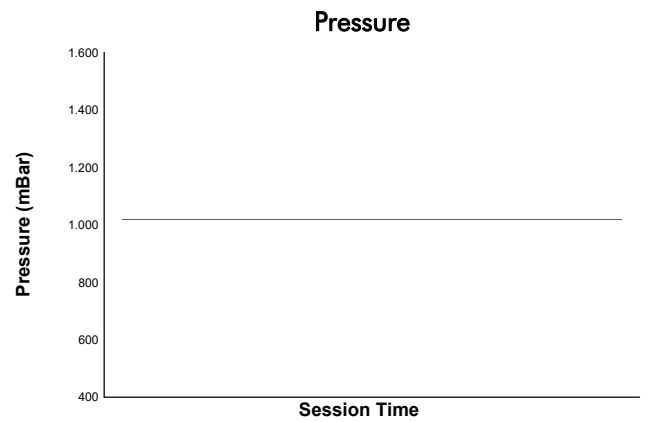
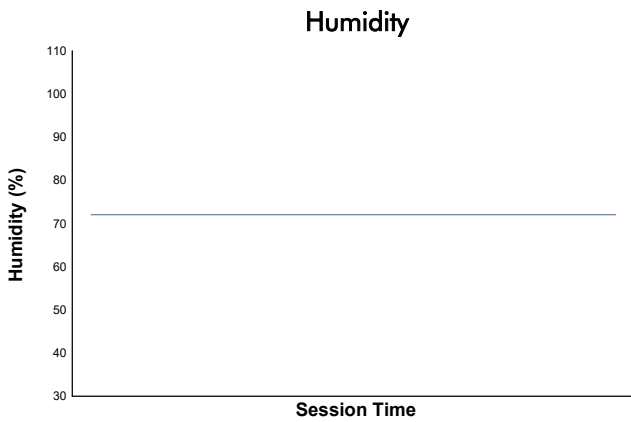
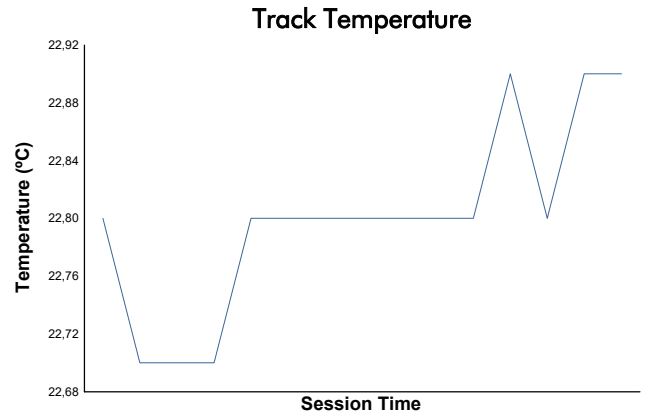
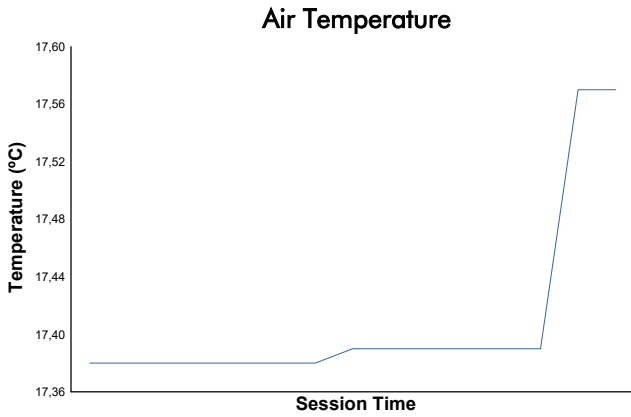


Mugello Racing Weekend

Masters Racing Legends 66/85 F1 Cars

Race 2

Weather Report



Track Status: **DRY**